



# SAFETY MEASURES DURING Music LESSONS

---

1<sup>st</sup> Music Lesson

Term 3, 2020





# Safety Measures During Music Lessons

*School Values: Kindness, Integrity, Resilience, Responsibility, Creativity*

- **Wearing Of Face Masks**

- Wear your face mask (or face shield) at all times during music lessons.
- Ensure that your face masks are put on correctly and not damaged.
- Avoid touching your face.





# Safety Measures During Music Lessons

*School Values: Kindness, Integrity, Resilience, Responsibility, Creativity*

## • Wash Your Hands

- You must wash your hands after every music lesson that requires you to touch any musical instrument.
- Follow your music teacher's instructions to avoid overcrowding at the washing area.





# Safety Measures During Music Lessons

*School Values: Kindness, Integrity, Resilience, Responsibility, Creativity*

## • **Safe Distancing During Music Lessons**

- You will be seated in the music room on the floor on placemats that have been labelled with your index number.
- The placemats will be placed apart from each other to maximise distancing between students.
- Do not change seats.
- A sample of how the placemats will be positioned is shown in the next slide.



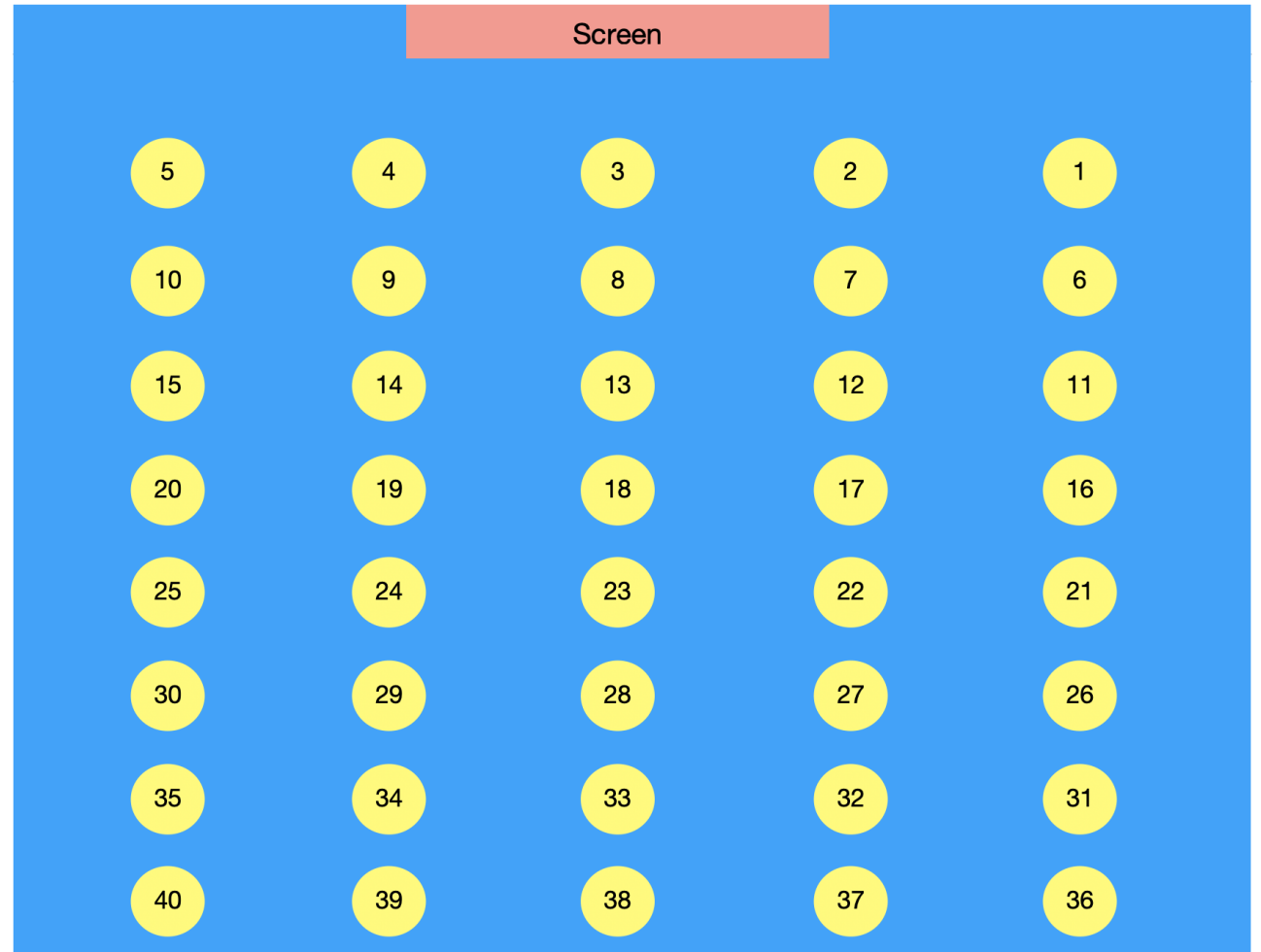


# Safety Measures During Music Lessons

*School Values: Kindness, Integrity, Resilience, Responsibility, Creativity*

## • Seating Arrangement

- Sit only on the placemat that is assigned to you.
- Keep your hands to yourself and do not touch your classmates or any musical instruments not assigned to you.
- When there is a need to use musical instruments, your teacher will pass them to you. Do not leave your seat.






# Safety Measures During Music Lessons

*School Values: Kindness, Integrity, Resilience, Responsibility, Creativity*

## • Use of Musical Instruments

- Strictly no sharing of musical instruments during music lessons.
- Should you need to change your instrument in the middle of the music lesson, remain seated and seek help from your music teacher.
- Collaborative music making can still be done while maintaining a safe distance between students.





# Safety Measures During Music Lessons

*School Values: Kindness, Integrity, Resilience, Responsibility, Creativity*

## • **Wiping Down**

- Wipe down all musical instruments with moist paper towel after use.
- Paper towels and disinfectant will be provided.
- Take care not to use too much disinfectant that may damage the instruments.
- Dry with additional paper towel if needed.
- Music rooms will be sprayed with disinfectant and ventilated (opening doors and windows) after use.







# Safety Measures During Music Lessons

---

*School Values: Kindness, Integrity, Resilience, Responsibility, Creativity*

- **Suspension of Singing and Wind Instruments**
  - Singing and playing of wind instruments **will not be allowed** during this period.
  - If you are asked to give a verbal response during lessons, you can speak softly to show your understanding.





Thank You

---